

**Photoshop Technique - How to Blend Images**

**By**

**Danny McCoy**

**For**

**EDC 384 P: Interactive Multimedia**

**The University of Texas - Austin**

Blending is a fun tool for combining two or more images. Its uses are only limited by the imagination.





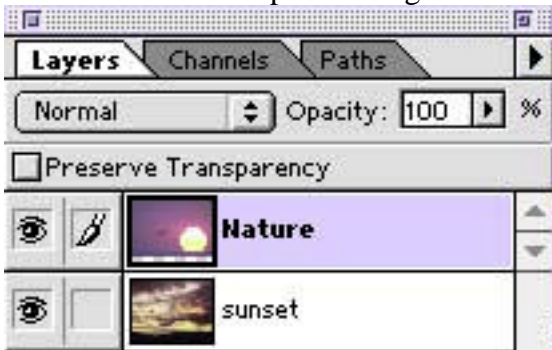
Image example



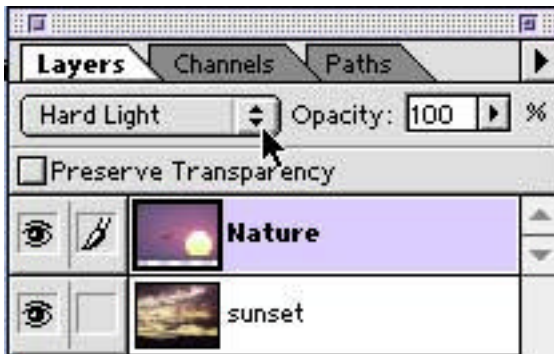
Finished Effect

Steps to Creating the Blend:

1. Start with two separate images. Place each picture on separate layers in PhotoShop.



2. On the Layers option menu choose Hard Light. This will blend the images.



3. On the Layers option menu choose Multiply. This will combine the images.

